



101 Magento's Hidden Secrets



Sources

<http://www.supportdesk.eu/magento-support/online-magento-support/learn/101-magento-s-hidden-secrets>

01 keys on a keyboard?

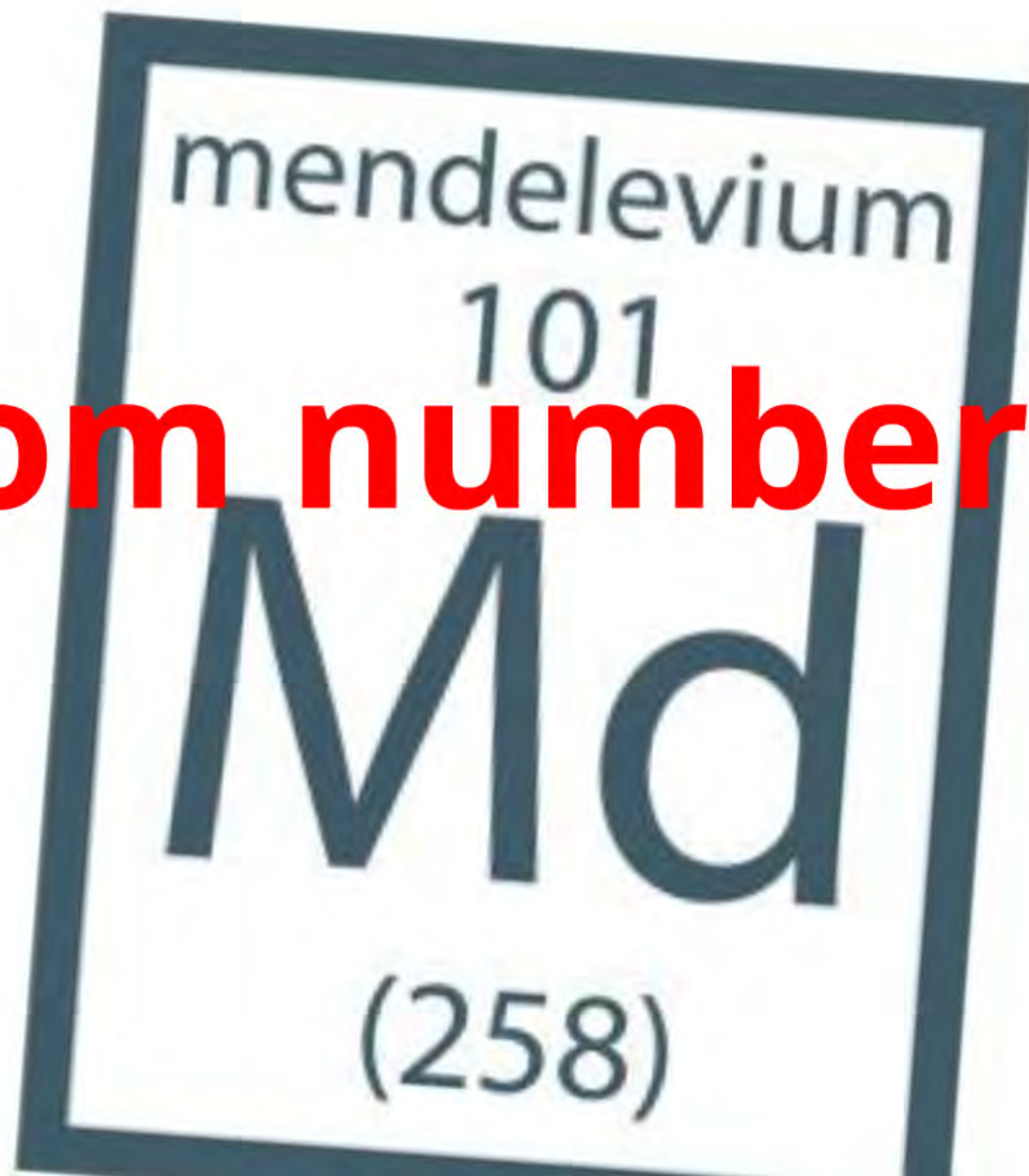




Taipei 101

101 dogs with spots?





atom number 101

Room 101

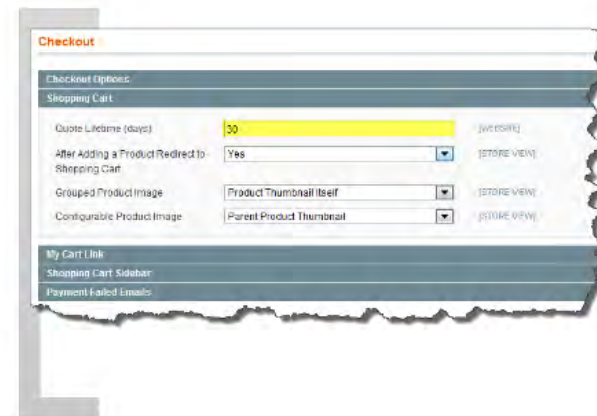

WE ARE ALL
NUMBERS
NOW





101 Magento's Hidden Secrets

System Config



HTML

```

{{depend prefix}}{{var prefix}} {{/depend}}{{var
firstname}} {{depend middlename}}{{var
middlename}} {{/depend}}{{var lastname}}
{{depend suffix}} {{var suffix}}{{/depend}}<br/>
{{depend company}}{{var company}}<br />
{{/depend}}
{{if street1}}{{var street1}}<br />{{/if}}
{{depend street2}}{{var street2}}<br />
{{/depend}}
{{depend street3}}{{var street3}}<br />
{{/depend}}
{{depend street4}}{{var street4}}<br />

```

[STORE VIEW]

PDF

```

{{depend prefix}}{{var prefix}} {{/depend}}{{var
firstname}} {{depend middlename}}{{var
middlename}} {{/depend}}{{var lastname}}
{{depend suffix}} {{var suffix}}{{/depend}}
{{depend company}}{{var company}}
{{/depend}}
{{if street1}}{{var street1}}
{{/if}}
{{depend street2}}{{var street2}}
{{/depend}}
{{depend street3}}{{var street3}}
{{/depend}}
{{depend street4}}{{var street4}}
{{/depend}}
{{var city}}

```

[STORE VIEW]

```

{{depend prefix}}{{var prefix}} {{/depend}}{{var
firstname}} {{depend middlename}}{{var
middlename}} {{/depend}}{{var lastname}}
{{depend suffix}} {{var suffix}}{{/depend}}<br/>
{{depend company}}{{var company}}<br />
{{/depend}}
{{if street1}}{{var street1}}<br />{{/if}}
{{depend street2}}{{var street2}}<br />
{{/depend}}
{{depend street3}}{{var street3}}<br />
{{/depend}}
{{depend street4}}{{var street4}}<br />

```

[STORE VIEW]

PDF

```

{{depend prefix}}{{var prefix}} {{/depend}}{{var
firstname}} {{depend middlename}}{{var
middlename}} {{/depend}}{{var lastname}}
{{depend suffix}}{{var suffix}}
{{depend company}}{{var company}}
{{var street1}}
{{var postcode}} {{var city}}

```

[STORE VIEW]

FACTUUR



WILD HIBISCUS
FLOWERS IN SYRUP

Factuur nr.: 100000365
Bestelnummer: 100000454
Datum: 20 sep. 2012

Belteentree 34
1106 DR Amsterdam

VERKOCHT AAN:
Robbert Huiser
R.O.W. Huiser Agenturen
Buitenveldertselaan 4
2555GV Den Haag

VERZENDEN AAN:
De Wijnmakelaar R. Huiser
De Wijnmakelaar
Goudbloemsteeg 140
2555 GR Den Haag

Getting mage up and running

The `mage` command can only be used from the command-line - in other words, if you have only FTP access, this information is of no value. But if you're a UNIX geek fond of SSH, this is where the fun stuff of Magento starts. First of all, the `mage` script needs to be made executable:

```
# chmod 700 mage
```

You might also give it less restrictive permissions (depending on your hosting environment):

```
# chmod 777 mage
```

First round

By running the command without parameters, you are given a short preview of what is hidden away:

```
# ./mage
Connect commands available:
-----
channel-add          Add a Channel
channel-alias       Specify an alias to a channel name
channel-delete      Remove a Channel From the List
channel-info        Retrieve Information on a Channel
channel-login       Connects and authenticates to remote channel server
channel-logout      Logs out from the remote channel server
clear-cache         Clear Web Services Cache
config-get          Show One Setting
config-help         Show Information About Setting
config-set          Change Setting
config-show         Show All Settings
convert            Convert old magento PEAR package to new format
download           Download Packages
info               Display information about a package
install            Install Package
install-file       Install Package Archive File
list-available     List Available Packages
list-channels      List Available Channels
list-files         List Files In Installed Package
list-installed     List Installed Packages In The Default Channel
list-upgrades      List Available Upgrades
package           Build Package
package-dependencies Show package dependencies
package-prepare    Show installation information of package
sync              Synchronise Manually Installed Packages
sync-pear         Synchronise already Installed Packages by pear
uninstall         Un-install Package
```

```
sudo su
chmod -R 777 ./+
rm -rf var/cache/* var/session/*
chmod 550 ./mage
./mage mage-setup .
./mage config-set preferred_state stable
./mage list-installed
./mage list-upgrades
./mage install http://connect20.magentocommerce.com/community Mage_All_Latest --force
php shell/indexer.php reindexall
chmod -R 644 ./+
find . -type d -exec chmod 755 {} \;
```

Admin

Admin User Emails

Startup Page

Admin Base URL

Use Custom Admin URL [GLOBAL]

Use Custom Admin Path [GLOBAL]

Security

Add Secret Key to URLs [GLOBAL]

Login is Case Sensitive [GLOBAL]

Session Lifetime (seconds) [GLOBAL]

* Values less than 60 are ignored. Note that changes will apply after logout.

Dashboard

CAPTCHA

Admin

Admin User Emails

Startup Page

Admin Base URL

Use Custom Admin URL [GLOBAL]

Custom Admin URL [GLOBAL]

* Make sure that base URL ends with '/' (slash), e.g. http://yourdomain/magento/

Use Custom Admin Path [GLOBAL]

Custom Admin Path [GLOBAL]

* You will have to log in after you save your custom admin path.

Security

Add Secret Key to URLs [GLOBAL]

Login is Case Sensitive [GLOBAL]

Session Lifetime (seconds) [GLOBAL]

* Values less than 60 are ignored. Note that changes will apply after logout.

Dashboard

CAPTCHA

php_value session.gc_maxlifetime 86400

Checkout

Checkout Options

Shopping Cart

Quote Lifetime (days)	<input type="text" value="30"/>	[WEBSITE]
After Adding a Product Redirect to Shopping Cart	<input type="text" value="Yes"/>	[STORE VIEW]
Grouped Product Image	<input type="text" value="Product Thumbnail Itself"/>	[STORE VIEW]
Configurable Product Image	<input type="text" value="Parent Product Thumbnail"/>	[STORE VIEW]

My Cart Link

Shopping Cart Sidebar

Payment Failed Emails

Log & Cache Maintenance Script

APPLIES TO	DIFFICULTY	TIME NEEDED	TOOLS NEEDED	READING TIME
All Services	Easy	10 minutes	None	0.07 min

Create a file called **cleanup.php** and add the following code to it:

```
<?php
$xml = simplexml_load_file('./app/etc/local.xml', NULL, LIBXML_NOCDATA);

$db['host'] = $xml->global->resources->default_setup->connection->host;
$db['name'] = $xml->global->resources->default_setup->connection->dbname;
$db['user'] = $xml->global->resources->default_setup->connection->username;
$db['pass'] = $xml->global->resources->default_setup->connection->password;
$db['pref'] = $xml->global->resources->db->table_prefix;

if($_GET['clean'] == 'log') clean_log_tables();
if($_GET['clean'] == 'var') clean_var_directory();

function clean_log_tables() {
    global $db;

    $tables = array(
        'dataflow_batch_export',
        'dataflow_batch_import',
        'log_customer',
        'log_quote',
        'log_summary',
        'log_summary_type',
        'log_url',
        'log_url_info',
        'log_visitor',
        'log_visitor_info',
        'log_visitor_online',
```

SEO



Category Top Navigation

Search Engine Optimizations

Autogenerated Site Map	<input type="text" value="Enable"/>	[STORE VIEW]
Popular Search Terms	<input type="text" value="Enable"/>	[STORE VIEW]
Product URL Suffix	<input type="text" value=".html"/> ▲ Cache refresh needed.	[STORE VIEW]
Category URL Suffix	<input type="text" value=".html"/> ▲ Cache refresh needed.	[STORE VIEW]
Use Categories Path for Product URLs	<input type="text" value="Yes"/>	[STORE VIEW]
Create Permanent Redirect for URLs if URL Key Changed	<input type="text" value="Yes"/>	[STORE VIEW]
Page Title Separator	<input type="text" value="-"/>	[STORE VIEW]
Use Canonical Link Meta Tag For Categories	<input type="text" value="No"/>	[STORE VIEW]
Use Canonical Link Meta Tag For Products	<input type="text" value="No"/>	[STORE VIEW]



Search Engine Optimizations

Autogenerated Site Map	<input type="text" value="Enable"/>	[STORE VIEW]
Popular Search Terms	<input type="text" value="Enable"/>	[STORE VIEW]
Product URL Suffix	<input type="text" value=""/> ▲ Cache refresh needed.	[STORE VIEW]
Category URL Suffix	<input type="text" value=""/> ▲ Cache refresh needed.	[STORE VIEW]
Use Categories Path for Product URLs	<input type="text" value="No"/>	[STORE VIEW]
Create Permanent Redirect for URLs if URL Key Changed	<input type="text" value="Yes"/>	[STORE VIEW]
Page Title Separator	<input type="text" value="-"/>	[STORE VIEW]
Use Canonical Link Meta Tag For Categories	<input type="text" value="Yes"/>	[STORE VIEW]
Use Canonical Link Meta Tag For Products	<input type="text" value="Yes"/>	[STORE VIEW]



Configuration / System | Canon Digital Rebel

www.server1.com/CE1702/electronics/cameras/digital-cameras/canon-digital-rebel-xt-8mp-digital-slr-camera-with-ef-s-18-55mm-f3-5-5-6-lens-black.html

Search entire store here... Search

Default welcome msg!


My Account | My Wishlist | My Cart | Checkout | Log In

Your Language: English

Furniture Electronics Apparel

Home / Electronics / Cameras / Digital Cameras / Canon Digital Rebel XT 8MP Digital SLR Camera

Did you know?
Our customer service is available 24/7
(555) 555-0123
Hold on, help is on the way.



Canon Digital Rebel XT 8MP Digital SLR Camera
[Email to a Friend](#)
★★★★☆ 4 Review(s) | [Add Your Review](#)
Availability: In stock
\$550.00

Buy 2 for \$448.00 each and save 19%

Qty: 1 [Add to Cart](#) OR [Add to Wishlist](#) [Add to Compare](#)

RELATED PRODUCTS
Check items to add to the cart or [select all](#)

- SLR Camera Tripod
\$99.00
[Add to Wishlist](#)
- Universal Camera Case
\$34.00
[Add to Wishlist](#)
- Universal Camera Case

DEVELOPER TOOL BAR

Index Management | Canon Digital Rebel

www.server1.com/CE1702/canon-digital-rebel-xt-8mp-digital-slr-camera-with-ef-s-18-55mm-f3-5-5-6-lens-black

Search entire store here... Search

Default welcome msg!

My Account | My Wishlist | My Cart | Checkout | Log In

Your Language: English

Furniture Electronics Apparel

Home / Electronics / Cameras / Digital Cameras / Canon Digital Rebel XT 8MP Digital SLR Camera

Did you know?
Our customer service is available 24/7
(555) 555-0123
Hold on, help is on the way.



Canon Digital Rebel XT 8MP Digital SLR Camera
[Email to a Friend](#)
★★★★☆ 4 Review(s) | [Add Your Review](#)
Availability: In stock
\$550.00

Buy 2 for \$449.00 each and save 19%

Qty: 1 [Add to Cart](#) OR [Add to Wishlist](#) [Add to Compare](#)

RELATED PRODUCTS
Check items to add to the cart or [select all](#)

- Universal Camera Charges
\$19.00
[Add to Wishlist](#)
- SLR Camera Tripod
\$99.00
[Add to Wishlist](#)
- Universal Camera Case

DEVELOPER TOOL BAR

Themes

HTML Head

Favicon Icon No file chosen [STORE VIEW]
Allowed file types: ICO, PNG, GIF, JPG, JPEG, APNG, SVG. Not all browsers support all these formats!

Default Title [STORE VIEW]

Title Prefix [STORE VIEW]

Title Suffix [STORE VIEW]

Default Description [STORE VIEW]

Default Keywords [STORE VIEW]

Default Robots [STORE VIEW]

Miscellaneous Scripts [STORE VIEW]



Themes

HTML Head

Favicon Icon No file chosen [STORE VIEW]
Allowed file types: ICO, PNG, GIF, JPG, JPEG, APNG, SVG. Not all browsers support all these formats!

Default Title [STORE VIEW]

Title Prefix [STORE VIEW]

Title Suffix [STORE VIEW]

Default Description [STORE VIEW]

Default Keywords [STORE VIEW]

Default Robots [STORE VIEW]

Miscellaneous Scripts [STORE VIEW]

Magento robots.txt

Magento comes without robots.txt functionality. It can be useful to add one yourself to tell the search engines where they are not allowed to index. It will hide your javascript files, hide SID parameters and prevent some duplicate content. It will help your SEO process and reduces resources on your server. In this blogpost I explain you how to set your own robots.txt using an existing example and using an extension. Both solutions are easy to handle.



Manual installation of robots.txt

The Magento robots.txt file we use a lot on websites is one that is around on the net since January 2010. I would love to credit the creator of the file, but the [original forum post](#) on Magento is not available anymore.

Implementation is easy. Just copy the content below, paste it in a new file called robots.txt, change the location of the sitemap.xml and upload the file into the root of your website. **Be sure to upload it to the root even if your Magento installation is in a subdirector**
Search engines will crawl your robot.txt file to the root of your website.

```
1 # $Id: robots.txt,v magento-specific 2010/28/01 18:24:19 goba Exp $
2 # Edited: 2012/06/11 by Byte Internet
3 #
4 # robots.txt
5 #
6 # This file is to prevent the crawling and indexing of certain parts
7 # of your site by web crawlers and spiders run by sites like Yahoo!
8 # and Google. By telling these "robots" where not to go on your site,
9 # you save bandwidth and server resources.
10 #
11 # This File will be ignored unless it is at the root of your host:
12 # Used: http://example.com/robots.txt
13 # Ignored: http://example.com/site/robots.txt
14 #
15 # For more information about the robots.txt standard, see:
16 # http://www.robotstxt.org/wc/robots.html
17 #
18 # For syntax checking, see:
19 # http://www.sxw.org.uk/computing/robots/check.html
20 #
21 # Website Sitemap
22 Sitemap: http://www.example.com/sitemap.xml
23 #
24 # Crawlers Setup
25 User-agent: *
26 Crawl-delay: 10
27 #
28 # Allowable Index
29 # Mind that Allow is not an official standard
30 Allow: /*?p=
31 Allow: /index.php/blog/
32 Allow: /catalog/seo_sitemap/category/
33 # Allow: /catalogsearch/result/
34 Allow: /media/catalog/
35 #
36 # Directories
37 Disallow: /404/
38 Disallow: /app/
39 Disallow: /cgi-bin/
40 Disallow: /downloader/
41 Disallow: /errors/
42 Disallow: /includes/
43 Disallow: /js/
44 Disallow: /lib/
45 Disallow: /magento/
46 #
47 # Disallow: /media/
48 Disallow: /media/captcha/
49 # Disallow: /media/catalog/
50 Disallow: /media/css/
51 Disallow: /media/css_secure/
52 Disallow: /media/customer/
53 Disallow: /media/dhl/
54 Disallow: /media/downloadable/
55 Disallow: /media/import/
56 Disallow: /media/js/
57 Disallow: /media/pdf/
```



bots.txt

the net since
[rum post](#) on

ed robots.txt
ur website. Be
subdirector

```
1 # $Id: robots.txt,v magento-specific 2010/28/01 18:24:19 goba Exp $
2 # Edited: 2012/06/11 by Byte Internet
3 #
4 # robots.txt
5 #
6 # This file is to prevent the crawling and indexing of certain parts
7 # of your site by web crawlers and spiders run by sites like Yahoo!
8 # and Google. By telling these "robots" where not to go on your site,
9 # you save bandwidth and server resources.
10 #
11 # This file will be ignored unless it is at the root of your host:
12 # Used: http://example.com/robots.txt
13 # Ignored: http://example.com/site/robots.txt
14 #
15 # For more information about the robots.txt standard, see:
16 # http://www.robotstxt.org/wc/robots.html
17 #
18 # For syntax checking, see:
19 # http://www.sxw.org.uk/computing/robots/check.html
20 #
21 # Website Sitemap
22 Sitemap: http://www.example.com/sitemap.xml
23 #
24 # Crawlers Setup
25 User-agent: *
26 Crawl-delay: 10
27 #
28 # Allowable Index
29 # Mind that Allow is not an official standard
30 Allow: /*?p=
31 Allow: /index.php/blog/
32 Allow: /catalog/seo_sitemap/category/
33 # Allow: /catalogsearch/result/
34 Allow: /media/catalog/
35 #
36 # Directories
37 Disallow: /404/
38 Disallow: /app/
39 Disallow: /cgi-bin/
40 Disallow: /downloader/
41 Disallow: /errors/
42 Disallow: /includes/
43 Disallow: /js/
44 Disallow: /lib/
45 Disallow: /magento/
46 #
47 # Disallow: /media/
```



Modules






Your order has been received

Thank you for your purchase!

Your order # is: 100000022...

You will receive an order confirmation email with details of your order and a link to track its progress.

Why not share your purchase to twitter or facebook?



Fig Roll	Custard Cream	Garibaldi
		
0 1	0 1	0 1
Tweet Share	Tweet Share	Tweet Share

[Continue Shopping](#)



Meanbee Promote/Share Order



 3266 Popularity Score  56 Reviews

Allow customers to share products on the order success page to Facebook and Twitter

Compatible with: 1.3, 1.4, 1.4.1.1, 1.4.2, 1.5, 1.6, 1.6.1, 1.6.2.0, 1.7

Platform: Community

FREE

[Install Now](#)

[Developer Info /](#) [Profile](#) [Email](#) [Support](#) [Extensions](#)

Meanbee Promote/Share Order



Vertical Navigation with CSS Classes



46502 Popularity Score 162 Reviews

Vertical Category Navigation with subcategories, fine css classes and backend configuration.

Compatible with: 1.2, 1.3, 1.4, 1.4.1.1, 1.4.2, 1.5, 1.6, 1.6.1, 1.6.2.0, 1.7

Platform: Community

FREE [Install Now](#)



[Developer Info /](#) [Profile](#) [Email](#) [Support](#) [Extensions](#)

Vertical Navigation

Dutch Shop Settings



- **VAT**
- **Languages**
- **Timezones**
- **Currency**
- **etc..**



Blog - Community Edition by aheadWorks



 57788 Popularity Score  329 Reviews

Full featured blog extension for Magento Community Edition

Compatible with: 1.4.1.1, 1.4.2,
1.5, 1.6.2.0, 1.7

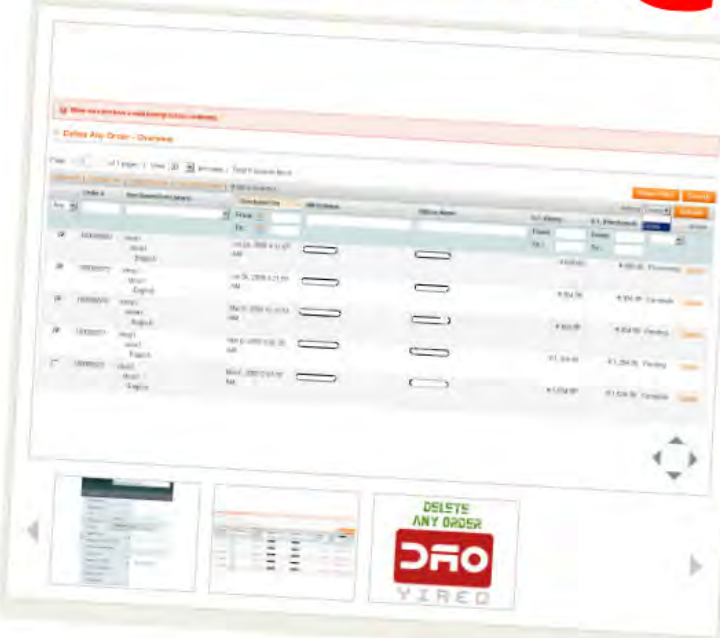
Platform: Community

FREE


[Install Now](#)

AW Blog

Delete Any Order



Yireo_DeleteAnyOrder



1446 Popularity Score **7 Reviews**

This module allows for the deletion of any order without regarding their current status

Compatible with: 1.4, 1.4.1.1, 1.4.2, 1.5, 1.6, 1.6.1, 1.6.2.0, 1.7

Platform: Community

€20.00 [Get Extension](#)

You will be re-directed to the developer's website to complete your purchase.

Developer Info / [Profile](#) [Email](#) [Support](#) [Extensions](#)

- **Single order**
- **Bulk order**
- **Database integrity check**



Content

Snippets

Content to cms page i.e.:

Integrate with WP or Joomla!



Handy Snippets

Add dynamic content to cms page i.e.:

- layered navigation**
- product list**
- display contact form**
- add to cart button**



FEATURED





Widgets

Layout Updates Add Layout Update

Display On * Anchor Categories Remove Layout Update

Categories Block Reference * Sjabloon

All Specific Categories Left Column CMS Static Block Default Template

13  

- Root Catalog
 - Furniture
 - Electronics
 - Apparel
 - Household Items

Additional product info phtml

```
<?php $categories = $_product->getCategoryIds(); ??  
<?php foreach($categories as $k => $_category_id): ??  
<?php $_category = Mage::getModel('catalog/category')->load($_category_id) ??  
<a href="<?php echo $_category->getUrl() ??"><?php echo $_category->getName() ??</a>  
<?php endforeach; ??
```

Integrate with WP or Joomla





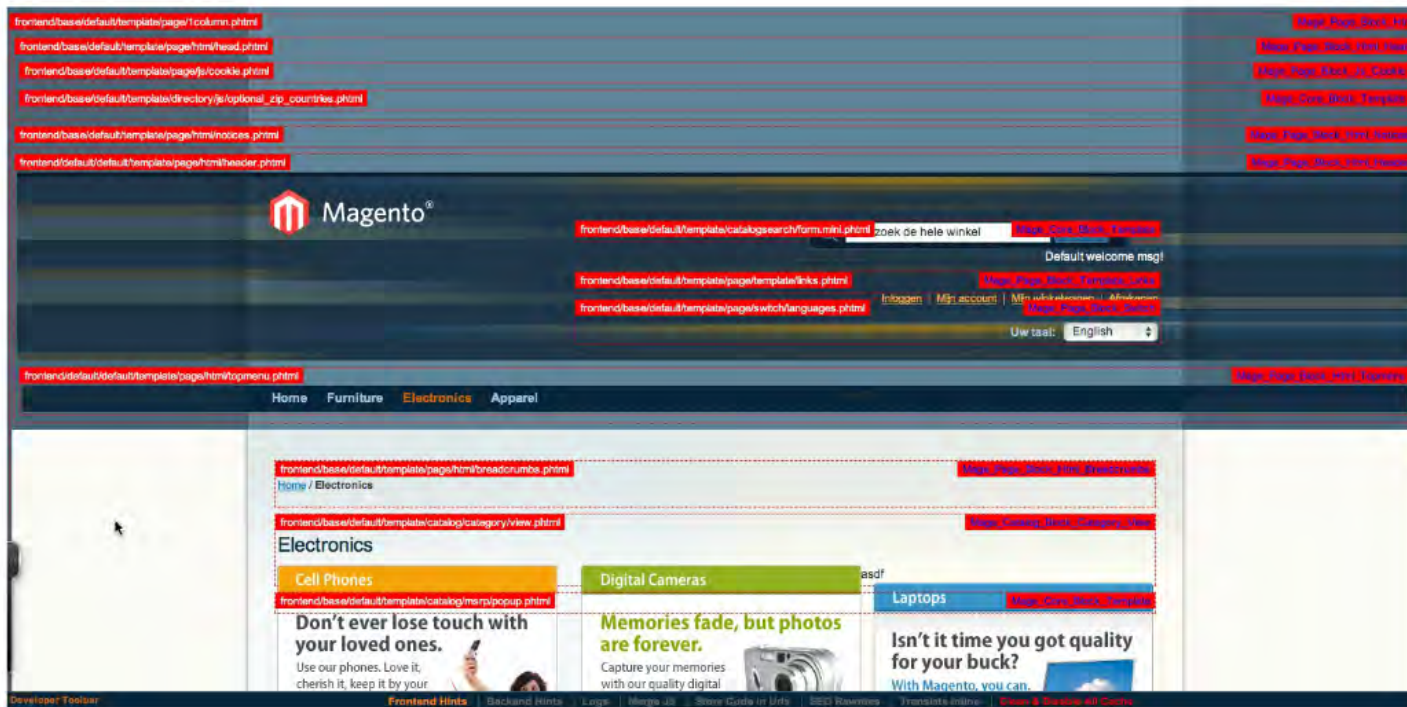
Debug

gento

What? W

Debug layout in Magento

- Use MW Developer Toolbar
- Turn on Template Path Hints



Debug sql statements

File: lib/Varien/Db/Adapter/Pdo/Mysql.php

```
/**
 * Write SQL debug data to file
 *
 * @var bool
 */
protected $_debug = true;

/**
 * Minimum query duration time to be logged
 *
 * @var float
 */
protected $_logQueryTime = 0.05;

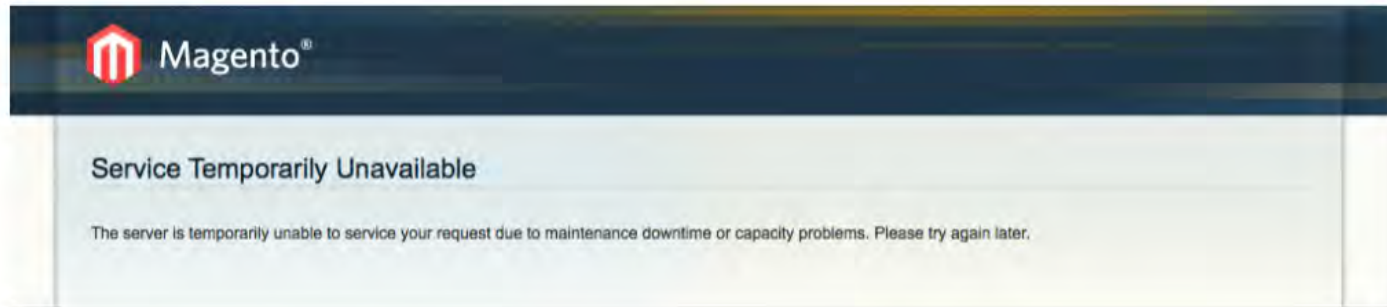
/**
 * Log all queries (ignored minimum query duration time)
 *
 * @var bool
 */
protected $_logAllQueries = true;

/**
 * Add to log call stack data (backtrace)
 *
 * @var bool
 */
protected $_logCallStack = false;

/**
 * Path to SQL debug data log
 *
 * @var string
 */
protected $_debugFile = 'var/debug/pdo_mysql.log';
```

I

Debug while in maintenance mode



file: index.php

```
$ip = $_SERVER['REMOTE_ADDR']; $allowed = array('1.1.1.1');  
  
if (file_exists($maintenanceFile) && !in_array($ip, $allowed)) {  
    include_once dirname(__FILE__) . '/errors/503.php';  
}
```

Magento Profiler

Developer

Save Config

Developer Client Restrictions

Allowed IPs (comma separated) [STORE VIEW]
↳ Leave empty for access from any location.

Debug

Profiler Yes [STORE VIEW]

```
if (file_exists($maintenanceFile)) {  
    include_once dirname(__FILE__) . '/errors/503.php';  
    exit;  
}  
  
require_once $mageFilename;  
Varien_Profiler::enable();  
  
if (isset($_SERVER['MAGE_IS_DEVELOPER_MODE'])) {  
    Mage::setIsDeveloperMode(true);  
}  
  
*ini_set('display_errors', 1);
```

Memory usage: real: 22282240, emalloc: 22094580

Code Profiler	Time	Cnt	Emalloc	RealMem
mage	1.1705	1	0	0
mage::app::init::system_config	0.0020	1	78,228	0
CORE::create_object_of::Mage_Core_Model_Cache	0.0058	1	523,548	524,288
config/load-modules	0.2143	1	2,056	0
config/load-modules-declaration	0.0406	1	81,584	0
mage::app::init::apply_db_schema_updates	0.0575	1	3,534,700	3,407,872
DISPATCH EVENT:resource_get_tablename	0.0011	92	3,876	0
config/load-db	0.2864	1	107,896	524,288
mage::app::init::stores	0.0152	1	1,053,800	786,432
mage::app::init::front_controller	0.0037	1	231,576	262,144
mage::app::init::front_controller::collect_routers	0.0024	1	152,332	262,144

What? Where?



Back to basics



Theming

ing default block parameters

```
ory_default>  
  name="product_list">  
  n method="setColumnCount">  
  ount>3</count>  
  on>  
  e>  
gory_default>
```

Go Responsive

RESPOND TURNS YOUR
MAGENTO SITE INTO



Changing default block parameters

```
<catalog_category_default>
  <reference name="product_list">
    <action method="setColumnCount">
      <count>3</count>
    </action>
  </reference>
</catalog_category_default>
```

```
<catalog_product_view>
  <reference name="upsell_products">
    <action method="setItemLimit">
      <type>upsell</type>
      <limit>3</limit>
    </action>
  </reference>
</catalog_product_view>
```

Replacing local jQuery with Google CDN

```
<default>
  <reference name="head">
    <block type="core/text" name="google.cdn.jquery">
      <action method="setText">
        <text>
          <![CDATA[<script type="text/javascript" src="https://ajax.googleapis.com/ajax/libs/jquery/1.4.2/jquery.min.js"></script>
          <script type="text/javascript">jQuery.noConflict();</script>]]>
        </text>
      </action>
    </block>
  </reference>
</default>
```

Custom Layout Handles

```
<PRODUCT_ATTRIBUTE_SET_shoes>  
  <reference name="root">  
    <action method="setTemplate"><template>page/3columns.phtml</template></action>  
  </reference>  
</PRODUCT_ATTRIBUTE_SET_shoes>
```

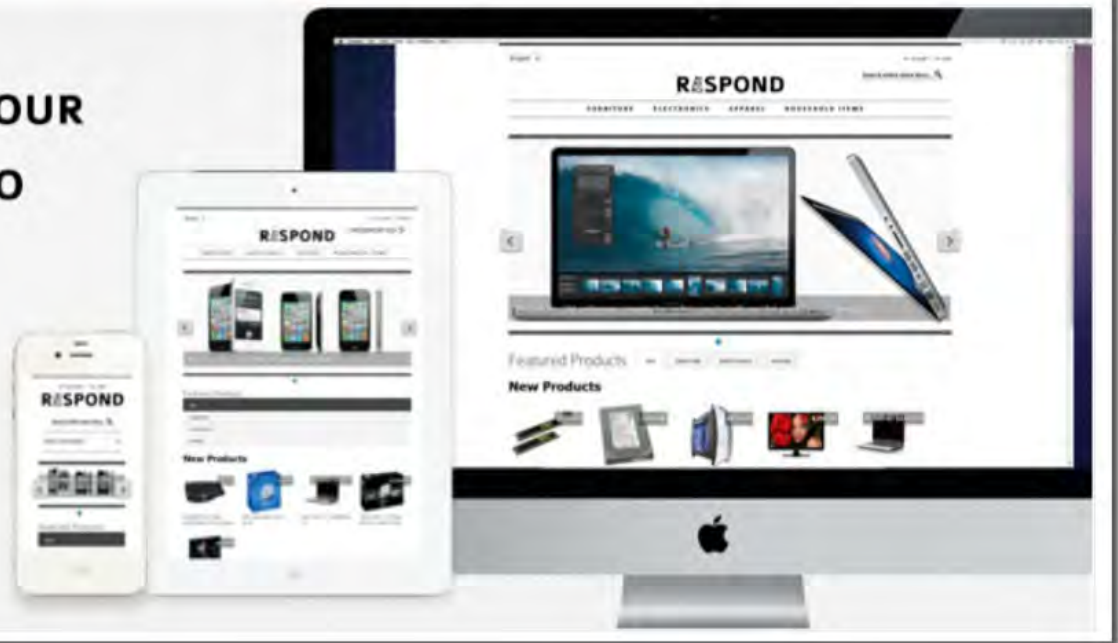
Available handles to customize:

```
PRODUCT_TYPE_[type_id]  
PRODUCT_ATTRIBUTE_SET_[attribute_set]  
PRODUCT_[product_id]
```



Go Responsive

RESPOND TURNS YOUR
MAGENTO SITE INTO
A MOBILE WORLD
READY STORE



<http://www.respondtheme.com>

<https://github.com/Dynopod/Respond-Theme>



101 Mag
Hidden

Sources



<http://www.supportdesk.nu/magento-support/online-magento-support/item/101-magento-s-hidden-secrets>

